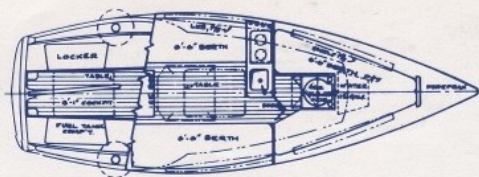


Seafarer Sets A Custom Built Standard

Choose your Seafarer from 5 successful designs



Seafarer 22

Designer: Mc Curdy & Rhodes · 21'8" x 18'4" x 7'5" x 2'10" (high performance), 2'1" (shoal draft) · Displacement: 2,400 lbs. · Ballast: 1,010 lbs. · B/D ratio: 42 · Sail area: 219 sq. ft. · S/D ratio: 19.01 · M.O.R.C. rating: 15.8 (est.) · Headroom: 4'9" · Berths: 2/4

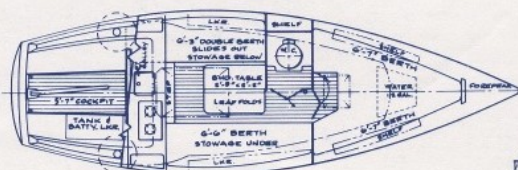
Perfect introduction to modern keel boat sailing. 6'1" cockpit for comfortable day sailing. Practical interior for overnighting or weekending. Big boat hull design with aerofoil fixed keel and inboard skeg-mounted rudder. Blue water trail-n-sail!

"She is a real throughbred, strong and well built. Her 24 foot sister crossed the Atlantic and no doubt she could too. We found the Seafarer 22 a joy to sail, stiff, true and straight tracking. We left a variety of boats in our wake that day." **Cruising World**

Seafarer 23

Designer: McCurdy & Rhodes · 22'8" x 20'0" x 7'7" x 3'3" (high performance), 2'4" (shoal draft) · Displacement: 2,750 lbs. · Ballast: 1,060 lbs. · B/D ratio: 39 · Sail Area: 219 sq. ft. · S/D ratio: 16.88 · M.O.R.C. rating: 16.3 (est.) · Headroom: 5'1" · Berths: 4/5

Mini cruiser par excellence! This is not a daysailer but a full feature scaled down version of a large offshore ocean cruiser racer. The modern low wetted surface, high stability hull and inboard skeg-and-rudder combination are state-of-the-art. And the interior is incredible. Seven feet of galley counter, four 6'6" berths, bulkhead mounted table, enclosed head, and separate forward cabin. Easy to trail, too!

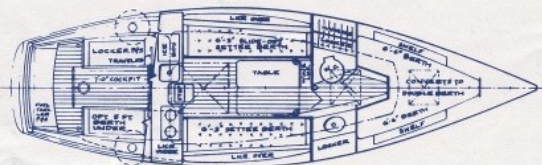


"Seafarer 23 designers Mc Curdy & Rhodes have provided a deep fixed keel for performance and stability under sail. This makes a skeg mounted rudder feasible, whereas other boats this size use an outboard rudder hung from the transom. The result is a mini-size version of a modern racing/cruising boat suitable for sailing in deeper and rougher water." **Sail**

Seafarer 26

Designer McCurdy & Rhodes · 25'9" x 22'3" x 8'3" x 4'0" (high performance), 3'6" (shoal draft) · Displacement: 5,200 lbs. · Ballast: 1,850 lbs. · B/D ratio: 39 · Sail area: 285 sq. ft. · S/D ratio: 15.56 · M.O.R.C. rating: 18.3 (est.) · Headroom: 6'1" · Berths: 4/5

All the important features of a 30-footer, but compact enough for easy single handed sailing. Modern, ocean-going hull design by McCurdy & Rhodes for long distance cruising potential. Full headroom, 3 compartment interior layout provides real privacy and convenience. 7'6" galley counter. Big T-shaped cockpit with three stowage lockers. Inboard diesel or outboard power.


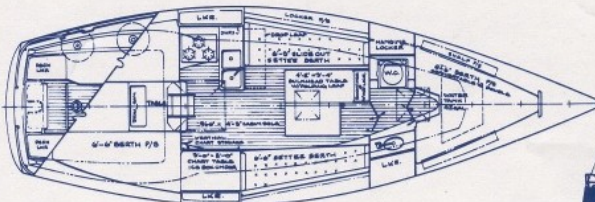


"If a designer sat down to develop plans for a small sailboat which handled well and had the interior feel of a 30-footer, he would have designed the Seafarer 26. Actually Jim McCurdy and Phil Rhodes did just that. The Seafarer 26 is a well founded sailboat that can provide an incredible sail experience." **Sea**

Seafarer 30

Designer: McCurdy & Rhodes · 29'11 1/2" x 25'7" x 10'0" x 4'9" (keel), 3'6" (centerboard) · Displacement: 8,600 lbs. · Ballast: 3,450 lbs. · B/D ratio: 40 · Sail area: RSAT 486 sq. ft. (std), 521 sq. ft. (race) · S/D ratio: 14.83 · M.O.R.C. rating: 21.6 (est.) · I.O.R. rating: 23.2 (est.) · Headroom: 6'2" · Berths: 6/7

The Seafarer 30 represents a real breakthrough on the part of McCurdy & Rhodes. Although her overall length is just within the limit for MORC class rating, she is really a big boat inside. With berths for 7, two hanging lockers, a full-size chart table, double galley sinks, and much, much more. Nothing has been skimped to provide for comfortable cruising, yet her sailing performance is outstanding. In Yachting's One-of-a-Kind races she beat the Tartan 30, Ericson 30 and Pearson 30, to name three. Racing or cruising it's hard to beat a Seafarer 30.



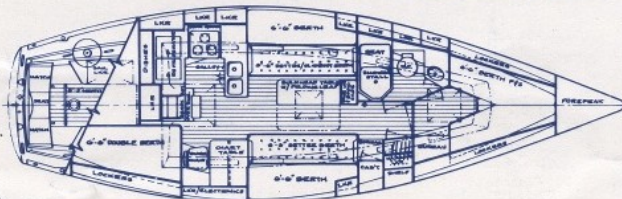
"As one might expect, the Seafarer 30 is a very fast indeed, and highly maneuverable into the bargain." **Yachting**
"On the trial sail the Seafarer handled easily. We passed everything of our size in sight, both on the wind and running under spinnaker." **Motor Boating & Sailing**

Seafarer 37

Designer: McCurdy & Rhodes · 36'8" x 31'3" x 11'9" x 6'3" (high performance), 5'0" (shoal draft) · Displacement: 16,500 lbs. · Ballast: 6,675 lbs. · B/D ratio: 43 · RSAT Sail area: 752 sq. ft. (std), 845 sq. ft. (race) · S/D ratio: 15.7 · I.O.R. rating: 28.9 (est.) · Headroom: 6'5" · Berths: 7/8

The Seafarer 37 is a true luxury sailing yacht with a wide choice of layout alternatives and full racing or long distance cruising options. This is the latest evolution in the long partnership between McCurdy & Rhodes and Seafarer. All the experience of many years cooperation is evident in the plans of this new design. High aspect rig, contemporary broad beam carried well aft... lots of elbow room on deck and below. Option of an extra cabin with enclosed head starboard aft. A spacious U-shaped galley. Toilet room with walk-in shower. There is liberal use of teak throughout to satisfy the most traditional tastes, yet this is a state-of-the-art yacht in every respect.

"Largest in the Seafarer line, the Seafarer 37 is striking, able, and swift" **Yachting**



SEAFARER FIBERGLASS YACHTS Inc., Huntington N.Y. 11743 USA, 516/427-6670
Seafarer yachts are custom built by Seafarer, the world's most experienced sailing yacht builder